



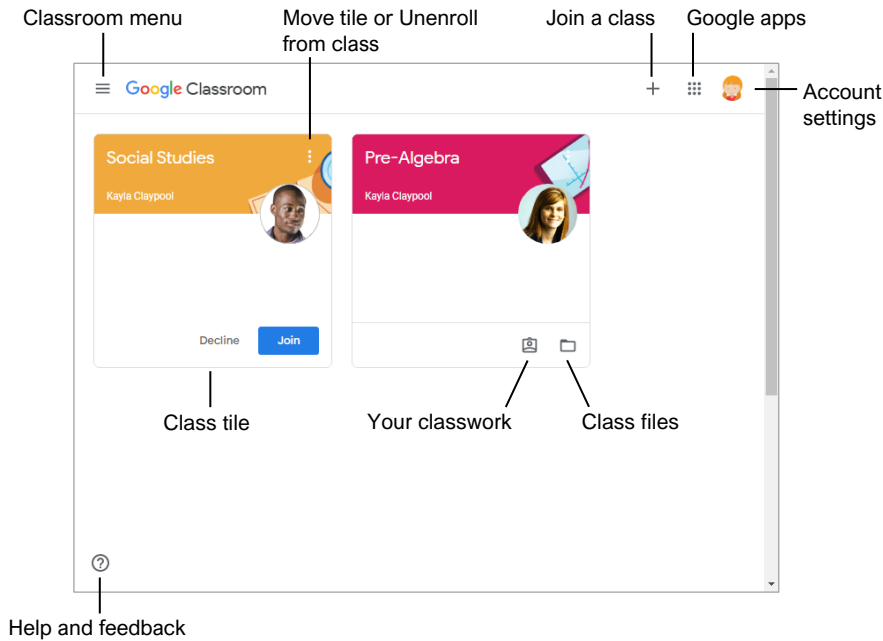
G Suite™

# Google Classroom: Students Quick Reference Guide

# CustomGuide

Free Cheat Sheets  
Visit [ref.customguide.com](https://ref.customguide.com)

## The Google Classroom Screen

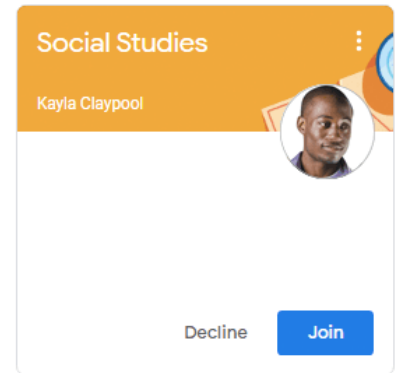


## Sign-in to Classroom

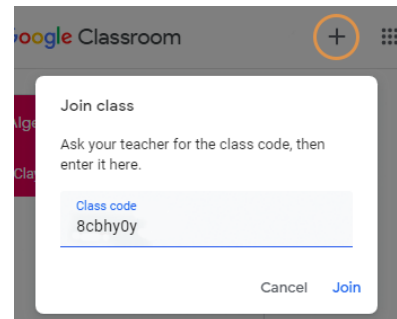
Navigate to **classroom.google.com** in a browser window. Click the **Go to Classroom** button, then enter your Google account email address and click **Next**. Enter your Google account password and click **Next**. You are brought to the Google Classroom home page and will see your profile picture at the upper-right corner, if you have one.

## Join a Class

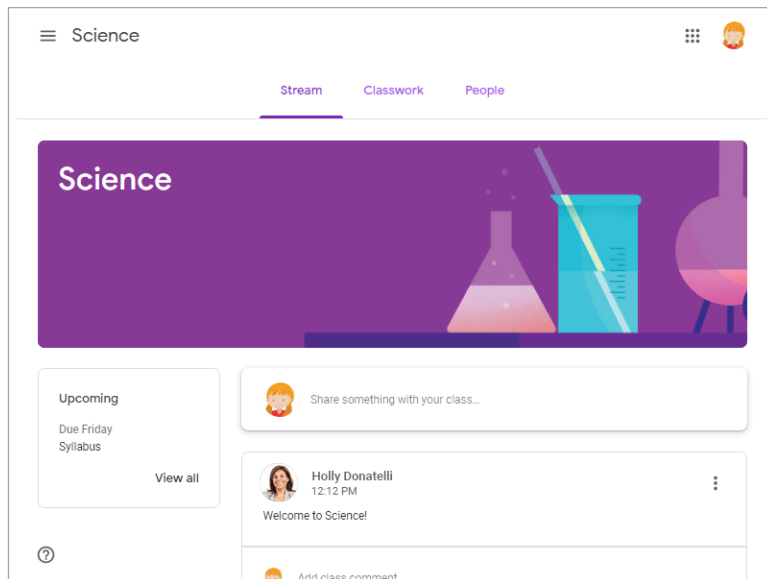
If invited by a teacher, click **Join** on the class tile that appears on the Google Classroom page.



If entering a class code from a teacher, click the **Join a class** button, enter the class code, and click **Join**.



## The Class Screen



**The Stream page:** Shows all the class activity, including upcoming assignments that are due and any recent posts from the teacher or other students.

**The Classwork page:** Where you go to view and complete any assignments for the class.

**The People page:** Shows your teacher and a list of all your classmates.

## Google Drive

Your Google Drive is connected to your Google Classroom account. A Classroom folder is automatically created for you in your drive at **drive.google.com**.

## Commenting

Class comments are visible to everyone in the class. Private comments posted are only visible to the teacher.

## The Assignment Screen

The screenshot shows the assignment interface with the following elements and labels:

- Due date:** Due Nov 1
- Assignment Instructions:** Read chapter 1 and answer the questions.
- Comments visible to the class:** Add class comment...
- Assignment status:** Assigned
- Files attached by the teacher:** Emily Howard - #001 Chapter 1 Questions (Google Docs)
- Attach additional files:** + Add or create
- Turn in the assignment:** Turn in
- Comments only visible to the teacher:** Private comments (Add private comment...)

## Document Sharing

Once an assignment is turned in, it becomes a view-only file. Ownership of the document switches to the teacher to prevent changes. You will still be able to see your responses, but you lose editing abilities.

The screenshot shows a Google Docs document titled 'Emily Howard - #001 Chapter 1 Questions'. The document content includes:

- List one safety hazard while working in the science laboratory.  
Flammable chemicals
- What is the proper safety response to a trash-can fire in a lab?

The 'View only' status is highlighted in the top right corner.

## Unsubmit Assignments

The screenshot shows the assignment interface with the 'Your work' section now showing 'Turned in' and an 'Unsubmit' button highlighted in orange.

If the teacher has allowed it, an Unsubmit button appears after work is turned in. Unsubmit the assignment to gain back editing rights and make changes before the due date.

## View Your Assignments

If the teacher displays grades in Google Classroom, you can check grades on the View your work page. Click the **Classwork** tab, then click **View your work**. This page displays all your assigned classwork with due dates, as well as the status or grade received.

The screenshot shows the 'View your work' page with the 'Classwork' tab selected. The page includes a dropdown menu for 'All topics' and a 'View your work' button highlighted in orange. Other options include 'Google Calendar' and 'Class Drive folder'.

## Google Training

Bite-sized Skills. Ready to Use. Uniquely Yours.

### Customizable Courses

3,000 bite-sized skills, ready for use or personalization. **SCORM-compatible**.

### Skill Assessments

Pinpoint existing knowledge, spot deficiencies and measure improvement.

### AI Course Builder

Create stunning courses with **AI-enhanced content**. Similar to Articulate Rise—but better!

### LMS

A friendly, versatile learning platform your users will love.



Gmail



Business Skills



Google Calendar



Chrome



Google Classroom



Google Docs



Google Drive



Google Forms



Google Meet



Google Sheets



Google Slides



Google Workspace

## Google Training From Experts, For Experts

Are You:	CustomGuide:
Needing to boost Google proficiency quickly?	Our interactive courses simulate the experience of using real software!
Seeking training tailored to your organization's unique IT needs?	Customize our courses to align perfectly with your organizational workflows and requirements.
Overwhelmed by constant updates?	Our courses stay current with Google updates, ensuring you're always ahead.

### Master Skills, Not Just Courses

Motivate learners by showcasing their journey from novice to expert with **evident learning outcomes**.

Our customizable courses & skill assessments:

1. Evaluate over 3,000 job skills
2. Verify learning
3. Measure improvement

SKILLS	PRE-ASSESS	LESSON	POST-ASSESS	GROWTH
Gmail Verified Learning	25%		75%	<b>50% Improvement</b>
Create & Apply Labels	● Fail	● Complete	● Pass	
View & Manage Labels	● Pass	● Complete	● (Pass)	
Filter Emails	● Fail	● Complete	● Pass	
Add a Vacation Results	● Fail	● Complete	● Fail	

Before Training      After Training

## Trusted by 3,000 Organizations



"We love the quick assessments that verify new skills."



"Everyone is impressed with your features and ease of use. What a terrific product!"



4.8 out of 5